

Hairy Maclary and FriendsTM

30th Birthday EVENT KIT



www.hairymaclary.com





This pack contains everything you need to run your own Hairy Maclary and Friends event including activity sheets, posters, stickers and ideas!

BEFORE THE EVENT

- ✂ Use the event posters to advertise your event in plenty of time.
- ✂ Send out invitations.
- ✂ Encourage everyone to dress up and have a prize for the best costume.

START WITH A STORY

It's a great way to get the children to focus and remind them about the books. Ask the children to name the characters, or to guess what happens next to help them think about the story creatively.

PLAY A PARTY GAME

Maybe Pass the Parcel with a suitable prize.

PROVIDE PARTY FOOD OR TAKE HOME GOODY BAGS

Try the yummy recipe supplied and cut out into dog-bone shapes!

CREATE SOME ART WORK

Get the children to draw Hairy Maclary or one of his friends, either individually or on a large mural.

ACTIVITY SHEETS

Use the activity sheets provided for children's activities. For more rollicking birthday fun go to www.hairymaclary.com

At the end of the event, give everyone a sticker and display any pictures they have made!

HAVE A GREAT PARTY, AND PLEASE FEEL FREE TO SHARE ANY PHOTOS BY CONTACTING US VIA WWW.HAIRYMACLARY.COM



Dog Biscuits!

These biscuits are for humans, not dogs!
Follow this simple recipe and then cut your biscuits
into fun dog-bone shapes.

125 g butter
½ cup sugar
1 egg
1 tsp vanilla essence

2 cups flour
1 tsp baking powder
¼ tsp salt

- 1 Preheat oven to 180 °C. Cream butter and sugar and add egg and vanilla. Beat until light and fluffy. Sift flour, baking powder and salt. Work the dry ingredients into the butter mixture to make a soft dough. Cover and chill for 30 minutes.
- 2 Place teaspoonfuls onto a baking tray and lightly flatten with a fork.
- 3 Bake for 10–12 minutes, until light golden in colour.
- 4 This mixture can be rolled and cut into any shape you like. We recommend dog bones! Ice and decorate any way you wish – use your imagination. For a chocolate flavour, add 1 tablespoon cocoa to the flour. Essences such as almond or lemon can be added for flavouring. Ice with plain or flavoured icings and sprinkle with finely ground chocolate or hundreds and thousands.





Dot to Dot

Connect the dots to see who is in the picture.



Matching Pairs




Draw a line to match the pairs.



Big and Small

Some of Hairy Maclary's friends are **BIG** and some of his friends are **SMALL**. Draw a circle around his smallest friend.

Draw a square around his biggest friend.




Colour in Hairy Maclary and his friends using your favourite colours.





Whose Balloon?

Hairy Maclary and his friends have tangled their balloons.
With your pencil, can you help them follow the balloon
strings to find which balloon is whose?









Draw your own picture of Hairy Maclary and his friends.





Spot the Difference

Scarface Claw is the toughest tom in town ...
Can you tell which Scarface Claw is different?





aMAZEing!

Hairy Maclary has left his bone behind and needs to go back and get it. Can you help him find it?

